

SHICHI
SHSN-43



SHICHI
SHSN-45



SHICHI
SHSN-46



SHICHI
SHSN-48




SHICHI
SHSN-47



SHICHI
SHSN-44





FABRIC
Top is pure Viscose,
Bottom is Jam Cotton

VALUE ADDITION
Batique print with Heavy
Lace attachment

SIZE
S, M, L, XL, XXL, XXXL



SHSN-43



SHSN-44



SHSN-45




SHSN-46



SHSN-47



SHSN-48



FABRIC
Top is pure Viscose,
Bottom is Jam Cotton

VALUE ADDITION
Batique print with Heavy
Lace attachment


SIZE
S, M, L, XL, XXL, XXXL



SHSN-43



SHSN-44



SHSN-45



SHSN-46



SHSN-47



SHSN-48